

27 MARCH 2014

AUSTRALIA

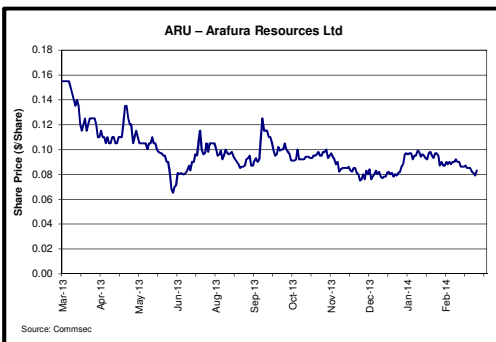
RARE EARTHS, URANIUM, PHOSPHORUS

FEASIBILITY STUDY

EXCHANGE: ASX:ARU

**CAPITAL PROFILE**

<b>Share price (A\$)</b>	<b>0.081</b>
52 week range (A\$/share)	0.062 to 0.150
<b>Number of shares (m)</b>	<b>441.3</b>
Options and warrants (m)	13.2
Converting notes (m)	0.0
Fully diluted (m)	454.5
<b>Market capitalisation (undiluted) (A\$m)</b>	<b>35.7</b>
Debt (A\$m) - Mar' 14F	0.0
<b>Enterprise value (A\$m)</b>	<b>13.4</b>
Major shareholders: East China Min Expl & Devel Bureau (ECE, 24.9%), JP Morgan Nominees (23.5%)	
Avg monthly volume (m)	6.6
<b>Cash (A\$m) - Mar '14F</b>	<b>22.4</b>
Price/Cash (x)	3.5
Price/Book (x)	0.6
Listed company options:	No



**DIRECTORS**

Ian Kowalick (Chairman)  
Gavin Lockyer ( MD)  
Chris Tonkin (Non Exec Dir)  
Shasha Lu (Non Exec Dir)  
Terry Grose (Non Exec Dir)

Mr Gavin Lockyer  
Managing Director  
Arafura Resources Limited  
Tel: +61 8 6210 7666  
Perth, WA, Australia  
[www.arafuraresources.com.au](http://www.arafuraresources.com.au)

Analyst: Dr Tony Parry  
[tonyparry@rcresearch.com.au](mailto:tonyparry@rcresearch.com.au)

**ARAFURA RESOURCES LIMITED**

Price: A\$0.081

**ARU is taking decisive action to improve the project economics and project financing prospects for its world scale Nolans Rare Earths Project, (a Feasibility Study is well advanced). Projected operating costs and capital costs have been slashed, and are likely to be further reduced with on-going Chinese technical input. These initiatives have maintained sound project economics despite rare earths price uncertainty. We consider that Nolans is staking a strong claim as potentially the next major rare earth oxides (REO) project to achieve a project financing and firm go-ahead.**

**INVESTMENT POINTS**

- ◆ The Nolans Rare Earths Project is underpinned by a world-class rare earth element (REE) resource at Nolans Bore. Probable Reserves of 24mt @ 2.8% rare earth oxides (REO) equate to 22 year mine life based on 20ktpa planned REO output. Few other rare earths hopefuls globally have been able to demonstrate such a high degree of resource confidence.
- ◆ The Nolans Feasibility Study is well advanced with beneficiation and product separation technology successfully demonstrated, a point of difference from most other rare earths hopefuls.
- ◆ A detailed Base Case Project Review (Aug '12) indicated capex of A\$1.9bn and opex of A\$20.55/kg REO, which would not be viable at current REO prices. Since then major cost savings have been achieved, with capex reduced by 26% and opex by 24%.
- ◆ The optimised project as it currently stands is now more economically viable. Assuming modest increases from current REO prices we forecast a pre-tax NPV<sub>10</sub> of A\$1.2bn, and a pre-tax IRR of 22%.
- ◆ After massive price volatility in the past three years, there are now positive signs of stabilisation and firming of REO prices.
- ◆ Further cost savings are likely with input from Chinese rare earths technology experts. The increasing association with Chinese technical groups and on-going engagement with end users could be the key in getting the project commercialised.
- ◆ ARU has a very supportive and active major shareholder from China (ECE) and is continuing to develop strong relationships with major multinational companies such as Germany's ThyssenKrupp – establishing offtake agreements with major players is vital to unlocking project finance.
- ◆ ARU is cashed up (RCR forecast A\$22.4m at 31 March), sufficient to fully fund the finalisation of the feasibility study over the next 12 months and to a possible project partnering and financing agreement.
- ◆ ARU is capitalised at only A\$36m (EV A\$13m). Clearly there is potential for significant share price upside if ARU maintains the impressive technical optimisation progress with Chinese input, and locks in significant offtake agreements in the next nine months.

**COMPANY STATISTICS**

YEAR END: June ^	Dec-13a	Mar-14F	2013a	2014F	2015F
Exploration, evaluation & devt (A\$m)	1.84	2.80	15.97	10.59	14.00
Corporate (A\$m)	1.10	1.05	5.00	4.40	4.60
Exploration/(Expl.+ Corporate) (%)	63	73	76	71	90
Funding duration at current burn (yrs)			1.5	1.2	0.0
Shares on issue (pr end) (m shares) ^	441.3	441.3	441.3	441.3	441.3
Drilling - RAB (m)	0	0	0	-	0
Drilling - Other/Diamond (m)	0	0	0	0	0
Land holding ('000 ha)	380	380	380	380	380
Tenement costs (\$k per year)	-	-	-	-	-
Capital Raisings (A\$m) *	0.00	0.0	10.0	0.0	0.0
Funding from JV partners (A\$m)	0	0	0	0	0
Cash (A\$m)	25.9	22.4	32.2	18.1	0.0
Cash backing (Ac/share)	5.9	5.1	7.3	4.1	0.0
Net asset backing (Ac/share)	31.8	31.7	32.0	31.5	36.7

^ All quarters refer to calendar year quarters.

The reviews of project configuration and further project optimisation have resulted in over A\$500m savings in estimated initial capex and nearly A\$5.00/t REO in opex since the August 2012 base case Project Review.

NOLANS RARE EARTHS PROJECT			
Capital and Operating Cost Savings Since August 2012 Project Review			
	August 2012*	December 2013 **	March 2014***
<b>TOTAL CAPITAL COST (A\$m)</b>	<b>\$1,912</b>	<b>\$1,504</b>	<b>\$1,408</b>
<i>Per Cent change from Aug 2012</i>		-21%	-26%
<b>OPERATING COST (A\$/kg REO)</b>	<b>\$20.55</b>	<b>\$17.10</b>	<b>\$15.67</b>
<i>Per Cent change from Aug 2012</i>		-17%	-24%

\* Detailed Project Review August 2012  
 \*\* Capex and Opex Update December 2013  
 \*\*\*Capex and Opex Update March 2014

## COMPANY COMMENT

**Overview:** ARU's flagship is the advanced Nolans Rare Earths Project (NT). The Nolans Bore deposit is 135km NNW of Alice Springs, and has JORC Reserves of 24mt @ 2.8% rare earth oxides (REO). This is equivalent to 0.67mt of rare earth oxides (REO), and also contains 3.0mt of phosphate (P<sub>2</sub>O<sub>5</sub>), and 4.9kt of uranium (U<sub>3</sub>O<sub>8</sub>). The reserves support a mine life of 22 years. Only very few potential rare earths projects globally have reached the stage of establishing ore reserves and advancing beyond the PFS stage. Including Inferred Resources the total deposit stands at 46mt containing 1.2mt REO. The project is world scale, and strategically important with significant content of potentially critical REO's such as Neodymium and Europium. ARU is now cashed up to drive the Nolans Project feasibility study to completion in 2014 (with important Chinese technical input) and to realise its vision to be one of the leading rare earth producing companies in the world.

**Rare Earths Prices Now Firming:** It has been a roller coaster ride for REO prices over the past three years (see graph on page 4). After spectacularly taking off in the second half of 2010 (achieving an approximate tenfold increase) due to Chinese export restrictions, prices crashed back to earth in 2H11 and 1H12. Although prices are now showing signs of firming, this extreme volatility has severely shaken market confidence in the major emerging REO contenders such as ARU. It has also required ARU to revisit the project configuration in an effort to slash capital costs (and trim operating costs) to improve project economics. We believe REO prices may have reached the bottom of this cycle, experiencing recent modest recent gains.

**Major Reductions in Capex and Opex achieved:** ARU initiated a trade-off study in late 2012 to enhance the project's economics in a lower REO price environment, focusing on reducing capital costs and optimising operating costs. The table at the top of this page demonstrates the major gains achieved since the detailed Base Case Project Review was released in August 2012. These gains are essential to enhance project economics, and are on-going. Substantial gains have been generated from relocating the intermediate chemical processing plant from Whyalla to Nolans Bore minesite (particularly in transport and logistics) and moving the REO separation plant from Whyalla to an established chemical precinct, potentially offshore, saving the cost of a dedicated chlor alkali plant. A global plant site selection study is underway. Beneficiation improvements and the replacement of hydrochloric acid with sulphuric in the pre-leach have also been important. Other capex and opex cost reductions are expected to flow from the technical review and optimisation program being undertaken by Chinese REO experts introduced by ECE.

**Project Economics:** The detailed Base Case Project Review released in Aug '12 indicated capex of A\$1.9bn, opex A\$20.55/kg, and a project NPV of A\$4.3bn based on assumed REO prices averaging US\$60/lb (real) for the Nolans product mix. REO prices for Nolans are now US\$31.50/kg, which, if sustained, would clearly make an A\$1.9bn project barely viable. Hence the major reductions in capex and opex achieved since the August 2012 Project

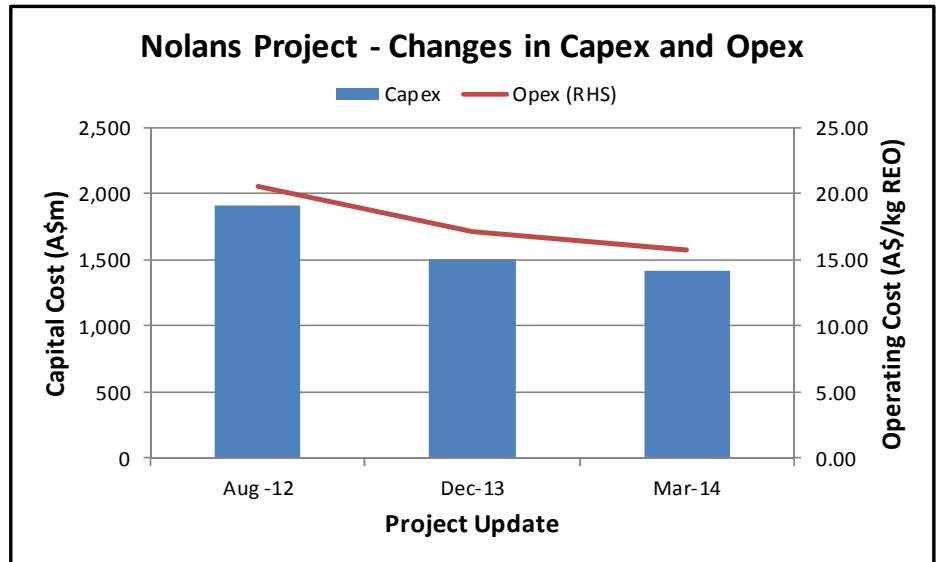
Review. We have undertaken preliminary discounted cashflow modeling of the Nolans Project to determine the effect of the cost reductions on the project economics – see graphs on page 3. The graphs confirm that the cost reductions achieved have been crucial to maintaining sound project economics that could support a project financing, assuming prices for the Nolans REO mix rise modestly from current levels to our projected forecast of US\$35.00/kg REO.

**ARU is Cashed-Up:** ARU prudently raised A\$40.7m in CY12, including an R&D tax refund of A\$22.5m. As at 30 June cash was A\$32.2m. With cessation of Australian REO demonstration plant testwork and optimisation work now in China, cash burn rate to progress the FS has been drastically reduced to around A\$3.5m/Q, (see graph page 4) meaning no requirement to raise additional capital until at least 1H15. By that stage the Nolans FS should be concluded, and partnering and project finance negotiations could be well advanced, if not complete.

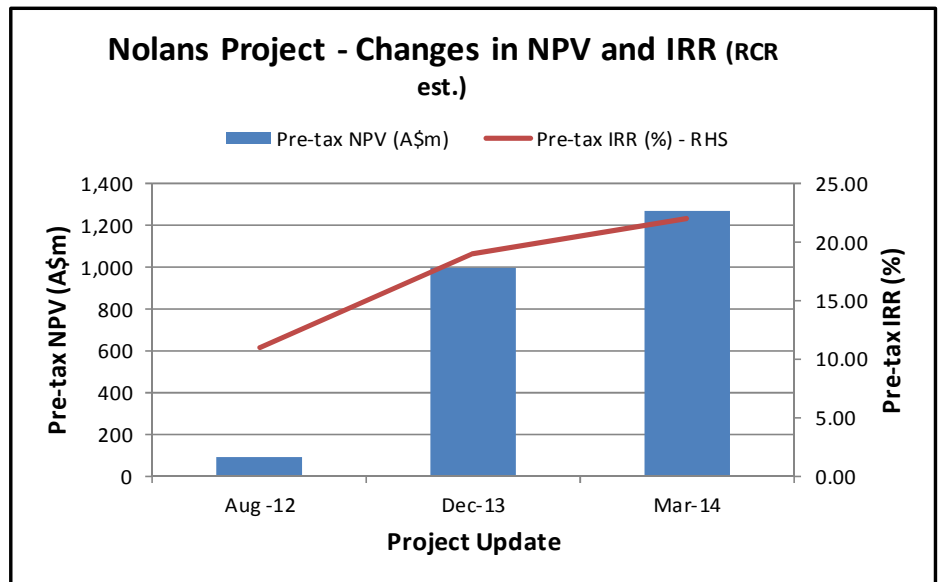
**Key 'Big Brother' partnerships:** ARU has a very supportive major Chinese shareholder (East China Mineral Exploration and Development Bureau - ECE) that has already injected A\$33m. ECE is playing an active role in project development by introducing Chinese expertise in REO processing technology (China is the world leader in REO technology) - a key element in ARU's opex and capex reduction strategies. In September 2014 ARU signed an MOU with Shenghe Resources, a US\$1.4bn market cap Chinese rare earths producer that has been allocated approximately 4.5% of the Chinese REO export quotas. Shenghe is providing key Chinese technical input and potential access to customers that could lead to crucial offtake arrangements. ARU has also cemented key strategic relationships (based on offtake agreements of 3,000tpa REO each and project financing support) with two major downstream players - the giant German materials and technology group ThyssenKrupp, and more recently an MOU with an as yet un-named major Korean multinational.

**Investment Comment:** ARU has made huge strides in the past 18 months to adapt the Nolans Project to a lower REO price environment. The cost reductions achieved, with potentially more to come, indicate that the project has been made more economically viable, which could underpin a project financing. More so with further cost reductions likely. Crucial to the further cost reductions, project risk reduction and project financeability will be the increasing Chinese influence on the project. This influence could also be important in securing offtake agreements with major market players. We think these factors could provide ARU with a major development advantage relative to the handful of other advanced REO projects seeking to reach production in the next few years.

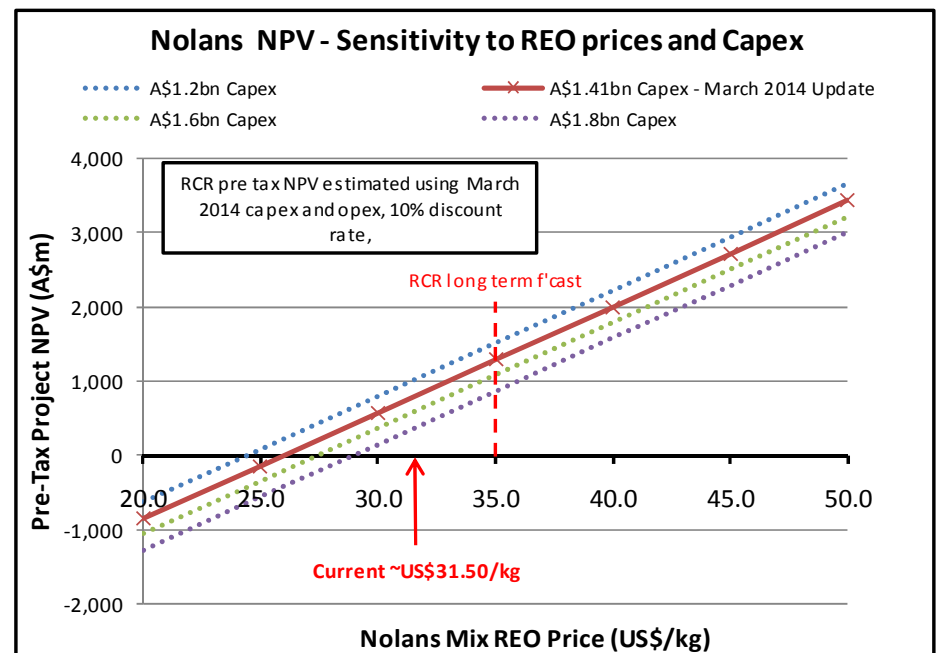
The major reductions achieved in estimated capital costs and operating costs for the Nolans Project are summarised in this graph. Further reductions are likely with an on-going optimisation program using Chinese technical input.



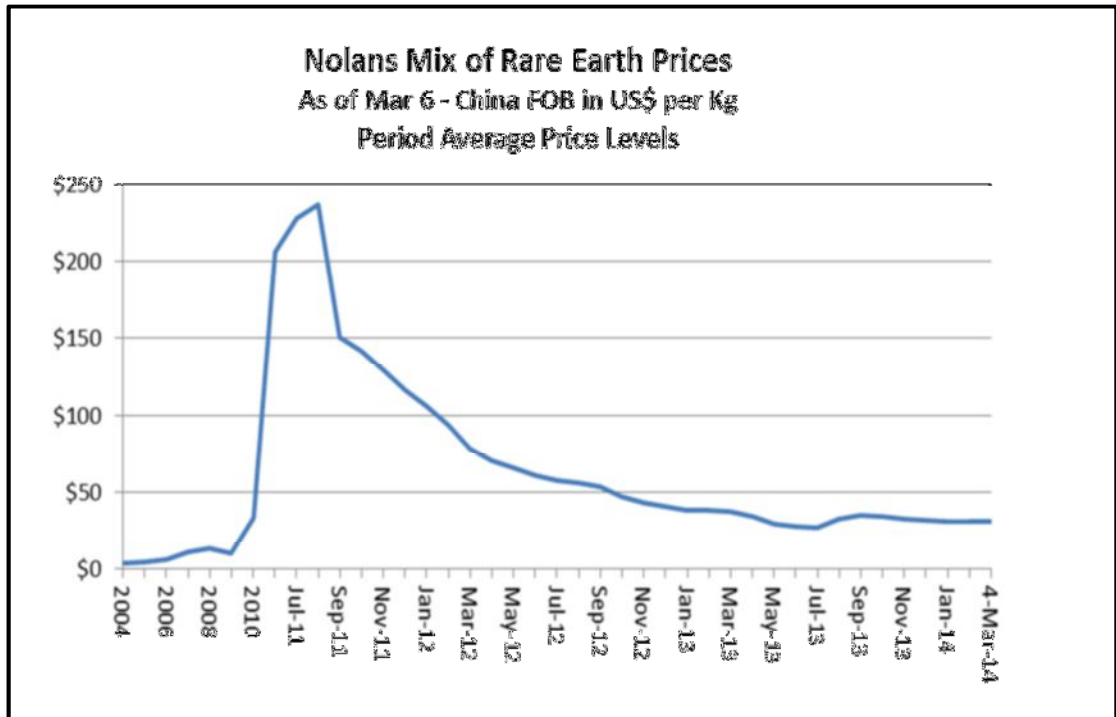
We have used a long term forecast price for the Nolans mix of REO's of US\$35.00/kg REO in our financial modeling of the project, assuming 20,000 tonnes per annum REO production, 20 year mine life. At this REO price the project is marginal based on the original August 2012 capex and opex parameters. However the pre-tax NPV (10% real) has risen strongly with subsequent project optimisation, and the latest updated parameters generate a pre-tax NPV >A\$1.2bn and an IRR >20%.



The sensitivity of pre-tax NPV for the project to REO prices (i.e. the weighted average price received for the Nolans mix of REO's) is shown on this graph. The effective break-even using the March 2014 project parameters is around US\$26/kg. The pre-tax NPV at the current Nolans mix price (US\$31.50/kg) is around A\$800m. If the Nolans mix REO price was to recover to US\$40/kg, the indicated pre-tax NPV rises to A\$2bn.

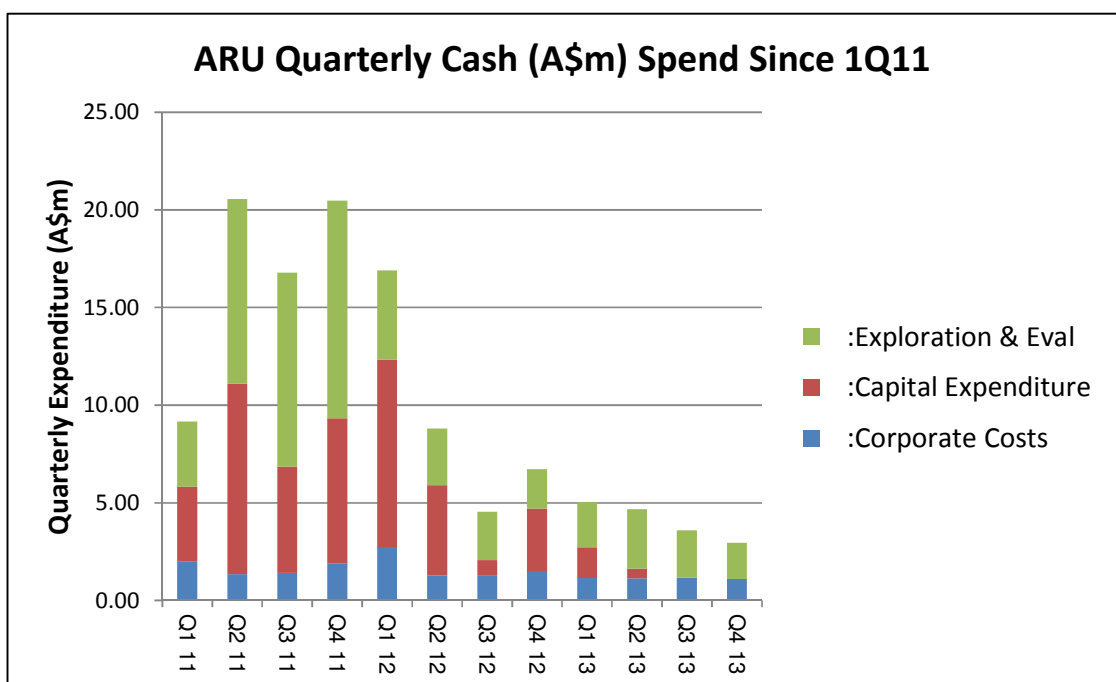


China's dominant position as a rare earth producer (controlling about 95% of global production) and the introduction of export restrictions in 2010 caused a massive spike in REO prices in 2010/2011. Since then prices have crashed back to earth, but recent signs are that they may have bottomed and are now be back on a more subdued uptrend. The price of the Nolans mix of REO's (FOB export China) has recently edged back over US\$31/kg after bottoming at US\$26.50/kg in June 2013. Prices are likely to continue firming in 2014 due to on-going consolidation and elimination of illegal production in the Chinese rare earths industry.



Source: ARU, Metal Pages

ARU has dramatically reduced its level of cash burn after completing intensive resource drilling and pilot plant programs in 2010 to 1H12. However this has not slowed the project impetus with technical input now coming from Chinese rare earths process experts. With \$22.4m cash (RCR forecast 31 March 2014) the Company has funds to complete the Nolans Feasibility Study by 1H15 and potentially reach the project financing stage.



## RESERVES AND RESOURCES/MINERALISED MATERIAL

A major development milestone was reached in December 2012, with 95% of JORC –compliant Measured & Indicated Resources converted to Reserve status, after an independent review and financial modeling by AMC Consultants Pty Ltd.

Code for reporting mineral resources - Australian: (JORC)								
Rare Earth Elements	Classification	Project	Ore	REO	c/off	REO	U	P <sub>2</sub> O <sub>5</sub>
		Equity	mt	%	REO %	kt	kt	mt
<b>Reserves</b>								
Nolans Bore	Probable	100%	24	2.8	na*	672	4.9	3.0
* No specific cut-off has been applied - each ore block in the block model was modelled and analysed for financial viability.								
<b>Resources</b>								
Nolans Bore	Measured	100%	4.3	3.3	1.0	144	1.1	0.6
"	Indicated	100%	21	2.6	1.0	563	4.1	2.6
"	Inferred	100%	22	2.4	1.0	511	3.6	2.2
Total Resources & Reserves			47	2.6	1.0	1,217	8.8	5.4
<b>Gold Resources</b>								
Mt Porter Project (100%/30%) : Indicated & Inferred Resource 300kt @ 3.1g/t for 34,200 oz Au.								
<b>Mineralised Material</b> (est., non compliant with JORC)						0.0	0.0	0.0

## KEY PROJECTS

ARU has other projects in its portfolio, however, ARU primary development focus remains on the Nolans Project.

Project	Ownership/ Option	Metal	JV Partner	Target Type	Process Route	Project Status	Location
Nolans	100%	REE, P, U	none	Vein	Leach	FS	Aust (NT)
Aileron / Reynolds *	100%/(40%)	REE, P, Fe	Ferrowest	Various	na	Early Expl.	Aust (NT)
Jervois*	100%/(30%)	Fe, V,Cu	Rox	M'morphic	na	Mid. Expl.	
Mt Porter/Frances Crk*	100%/(30%)	Au	Ark Mines	Sediment	na	Adv. Expl.	Aust (NT)
Kurinelli	100%	Au	none	Reef	na	Early Expl.	Aust (NT)
* Projects subject to JV agreements - potential reduced equity after farm-in shown in brackets.							

- An RC drilling program was conducted on the Aileron-Reynolds rare earth project in the September quarter, at the Mulga Rare Earths prospect, 500m NE of Nolans Bore. No significant results were reported. No further REE drilling is planned.

## CONTACT

**Resource Capital Research**  
ACN 111 622 489

Level 33, Australia Square  
264 George Street  
Sydney NSW 2000

T +612 9439 1919  
F +612 9439 1919  
E [info@rcresearch.com.au](mailto:info@rcresearch.com.au)

[www.rcresearch.com.au](http://www.rcresearch.com.au)

## DISCLOSURE AND DISCLAIMER

### Important Information

**Resource Capital Research Pty Limited (referred to as “we”, “our”, or “RCR” herein)** ACN 111 622 489 holds an Australian Financial Services Licence (AFS Licence number 325340). General advice is provided by RCR’s Authorised Representatives Dr Tony Parry (Authorised Representative number 328842) and Murray Brooker (Authorised Representative number 407208). The FSG is available at [www.rcresearch.com.au](http://www.rcresearch.com.au). All references to currency are in Australian dollars unless otherwise noted.

**This report and its contents are intended to be used or viewed only by persons resident and located in the United States and Australia and therein only where RCR’s services and products may lawfully be offered.** The information provided in this report is not intended for distribution to, or use by, any person or entity in any jurisdiction or country where such distribution or use would be contrary to law or regulation or which would subject RCR or its affiliates to any registration requirement within such jurisdiction or country.

**This report and its contents are not intended to constitute a solicitation for the purchase of securities or an offer of securities.** The information provided in this report has been prepared without taking account of your particular objectives, financial situation or needs. You should, before acting on the information provided in this report, consider the appropriateness of the purchase or sale of the securities of the companies that are the subject of this report having regard to these matters and, if appropriate, seek professional financial, investment and taxation advice. RCR does not guarantee the performance of any investment discussed or recommended in this report. Any information in this report relating to the distribution history or performance history of the securities of the companies that are the subject of this report, should not be taken as an indication of the future value or performance of the relevant securities.

**In preparing this report, RCR analysts have relied upon certain information provided by management of the companies that are the subject of this report or otherwise made publicly available by such companies. The information presented and opinions expressed herein are given as of the date hereof and are subject to change. We hereby disclaim any obligation to advise you of any change after the date hereof in any matter set forth in this report.** THE INFORMATION PRESENTED, WHILE OBTAINED FROM SOURCES WE BELIEVE RELIABLE, IS CHECKED BUT NOT GUARANTEED AGAINST ERRORS OR OMISSIONS AND WE MAKE NO WARRANTY OR REPRESENTATION, EXPRESSED OR IMPLIED, AND DISCLAIM AND NEGATE ALL OTHER WARRANTIES OR LIABILITY CONCERNING THE ACCURACY, COMPLETENESS OR RELIABILITY OF, OR ANY FAILURE TO UPDATE, ANY CONTENT OR INFORMATION HEREIN.

**This report and the information filed on which it is based may include estimates and projections which constitute forward looking statements that express an expectation or belief as to future events, results or returns. No guarantee of future events, results or returns is given or implied by RCR.** Estimates and projections contained herein, whether or not our own, are based on assumptions that we believe to be reasonable at the time of publication, however, such forward-looking statements are subject to risks, uncertainties and other factors which could cause actual results to differ materially from the estimates and projections provided to RCR or contained within this report.

This report may, from time to time, contain information or material obtained from outside sources with the permission of the original author or links to web sites or references to products, services or publications other than those of RCR. The use or inclusion of such information, material, links or references does not imply our endorsement or approval thereof, nor do we warrant, in any manner, the accuracy of completeness of any information presented therein.

RCR, its affiliates and their respective officers, directors and employees may hold positions in the securities of the companies featured in this report and may purchase and/or sell them from time to time and RCR and its affiliates may also from time to time perform investment banking or other services for, or solicit investment banking or other business from, entities mentioned in this report. Arafura Resources Limited commissioned RCR to compile this report. In consideration, RCR received from the company a cash consultancy fee of less than \$15,000. RCR may receive referral fees from issuing companies or their advisors in respect of investors that RCR refers to companies looking to raise capital. Those fees vary, but are generally between 0 - 1% of the value of capital raised from referrals made by RCR. At the date of this report, neither RCR, nor any of its associates, hold any interests or entitlements in shares mentioned in this report with the exception that either or both of John Wilson (either directly or through Resource Capital Investments Pty Limited (RCI)), or RCI, as trustee of the Resource Capital Investments Fund owns shares in BHP and Rio Tinto.

**Analyst Certification:** All observations, conclusions and opinions expressed in this report reflect the personal views of RCR analysts and no part of the analyst’s or RCR’s compensation was, is, or will be, directly or indirectly related to specific recommendations or views expressed in the report. Officers, directors, consultants, employees and independent contractors of RCR are prohibited from trading in the securities of U.S. companies that are, or are expected to be, the subject of research reports or other investment advice transmitted to RCR clients for a blackout window of 14 days extending before and after the date such report is transmitted to clients or released to the market.

**Cautionary Note to U.S. Investors Concerning Estimates of Measured, Indicated and Inferred Resources:** RCR publishes mineral resources based on standards recognized and required under securities legislation where listed mining and exploration companies make their exchange filings and uses the terms “measured”, “indicated” and “inferred” mineral resources. U.S. investors are advised that while such terms are recognized and required under foreign securities legislation, the SEC allows disclosure only of mineral deposits that can be economically and legally extracted. United States investors are cautioned not to assume that all or any part of measured, indicated or inferred resources can be converted into reserves or economically or legally mined. We recommend that US investors consult Securities and Exchange Commission Industry Guide 7 – “Description of Property by Issuers Engaged or to Be Engaged in Significant Mining Operations” for further information about the use of defined terms and the presentation of information included in this report.